

Calendar Year 2010 Statistics



**United States District Court
Western District of Texas**



**Hon. Fred Biery
Chief United States District Judge**

United States District Court for the Western District of Texas

Calendar Year 2010

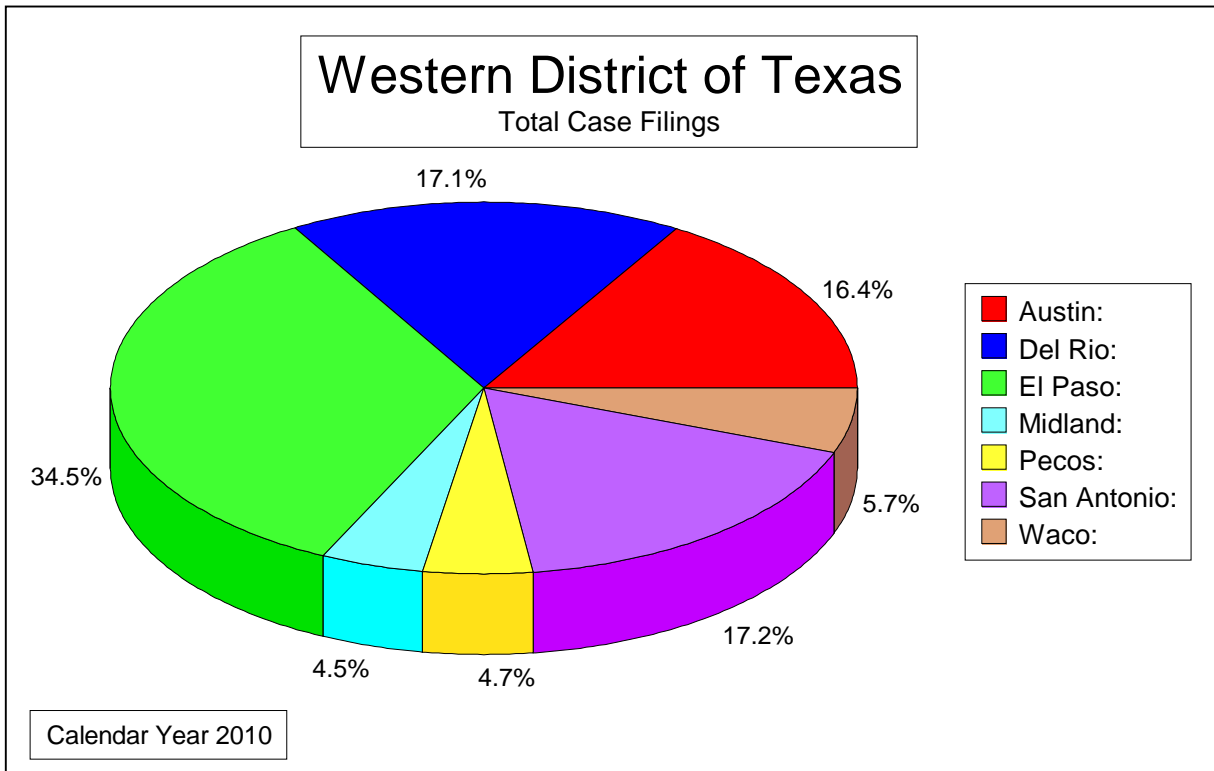
Total Case Filings - Pie Chart	1
Civil Case Filings - Pie Chart	2
Criminal Case Filings - Pie Chart	3
Criminal Defendants Filed - Pie Chart	4
Total Filings - TXWD - 10 Year Report	5
Civil Cases Filed - TXWD - 10 Year Report	6
Criminal Cases Filed - TXWD - 10 Year Report	7
Criminal Defendants Filed - TXWD - 10 Year Report	8
Civil/Criminal Cases Filed - TXWD - 10 Year Reports:	
- Austin	9
- Del Rio	10
- El Paso	11
- Midland	12
- Pecos	13
- San Antonio	14
- Waco	15

TOTAL CASE FILINGS

2010

[JANUARY 1, 2010 - DECEMBER 31, 2010]

DIVISION	Civil	Criminal	Total
Austin:	963	736	1,699
Del Rio:	66	1,710	1,776
El Paso:	454	3,123	3,577
Midland:	151	313	464
Pecos:	101	392	493
San Antonio:	1,007	778	1,785
Waco:	338	251	589
Total:	3,080	7,303	10,383

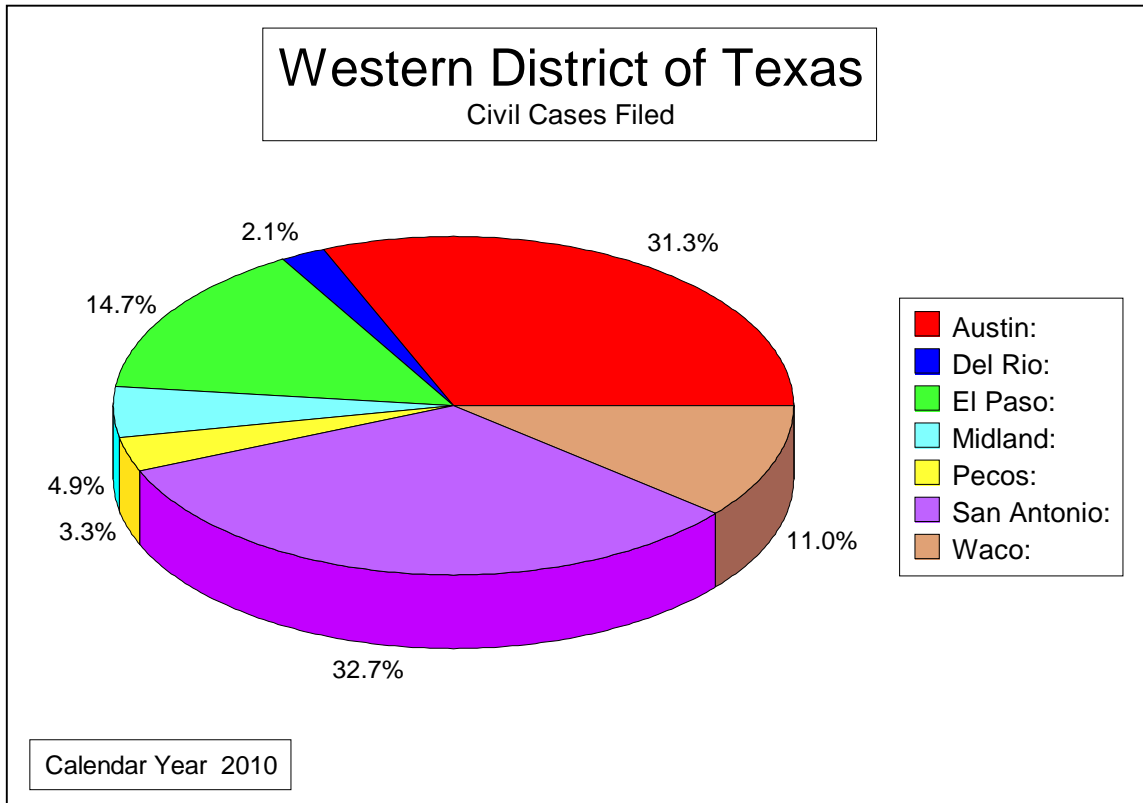


CIVIL CASE FILINGS

2010

[JANUARY 1, 2010 - DECEMBER 31, 2010]

DIVISION	Civil Cases Filed
Austin:	963
Del Rio:	66
El Paso:	454
Midland:	151
Pecos:	101
San Antonio:	1,007
Waco:	338
Total:	3,080

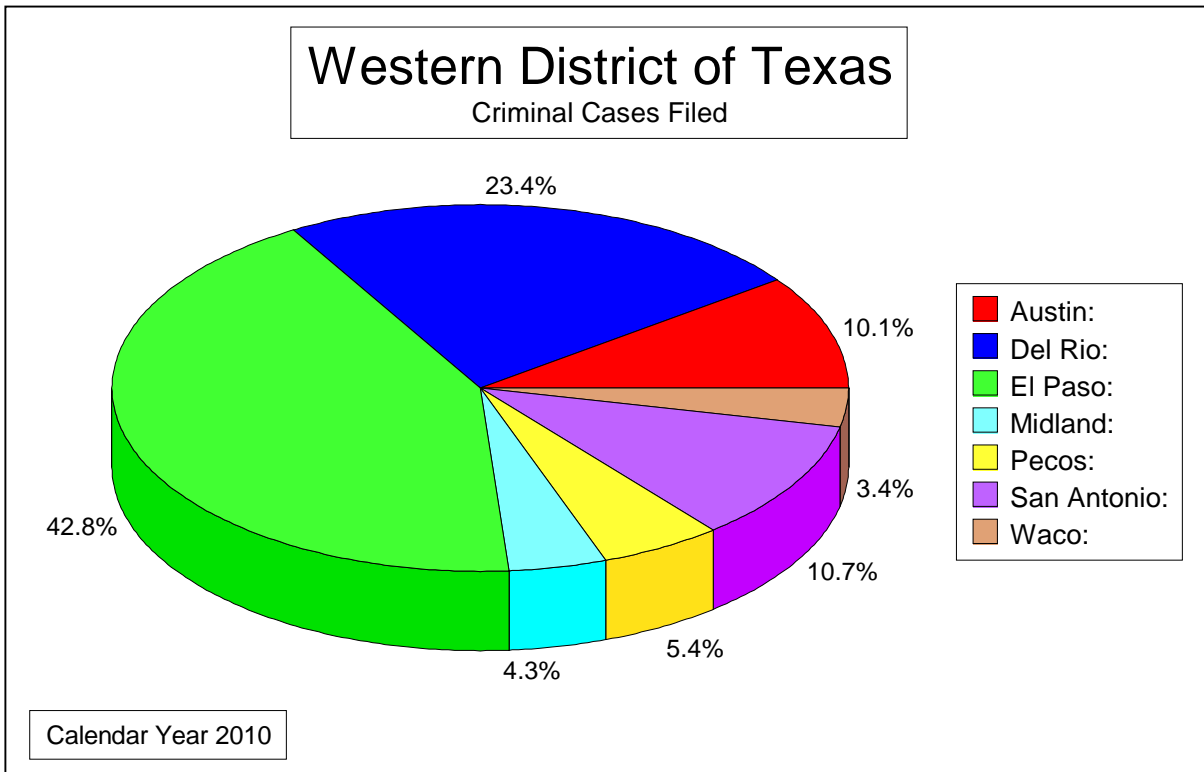


CRIMINAL CASE FILINGS

2010

[JANUARY 1, 2010 - DECEMBER 31, 2010]

DIVISION	Criminal Cases Filed
Austin:	736
Del Rio:	1,710
El Paso:	3,123
Midland:	313
Pecos:	392
San Antonio:	778
Waco:	251
Total:	7,303

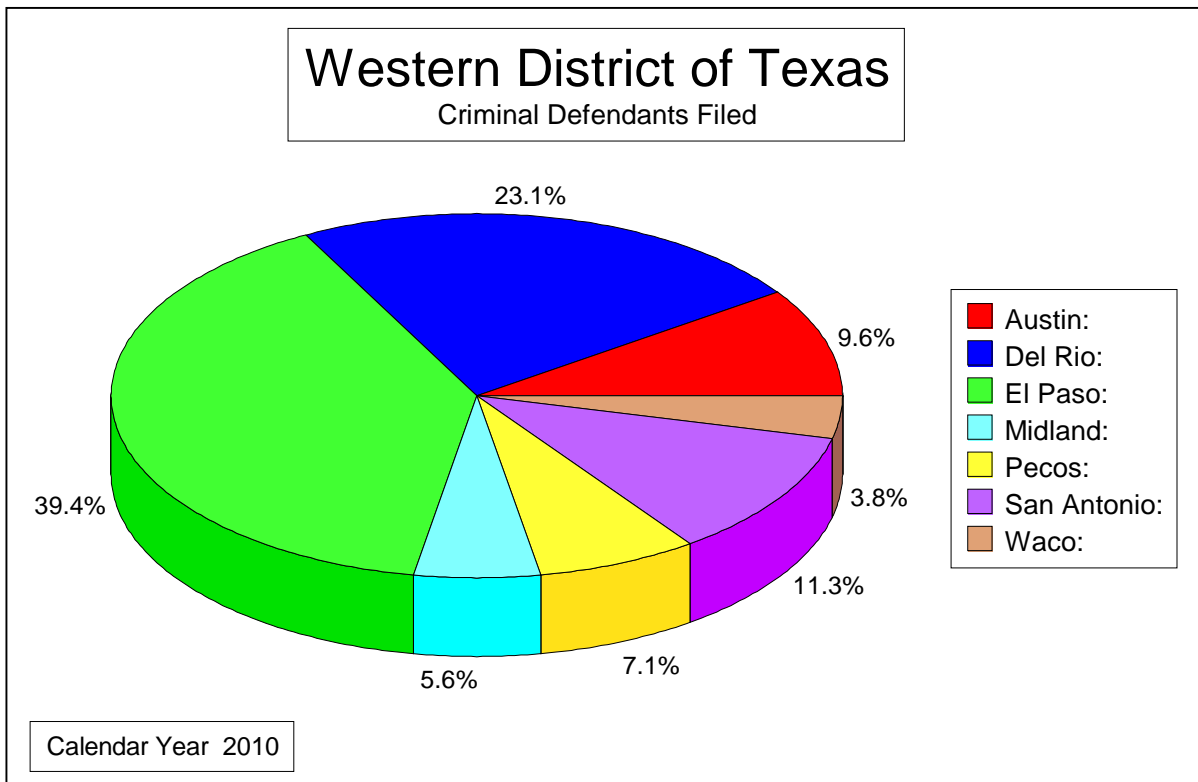


CRIMINAL DEFENDANTS FILED

2010

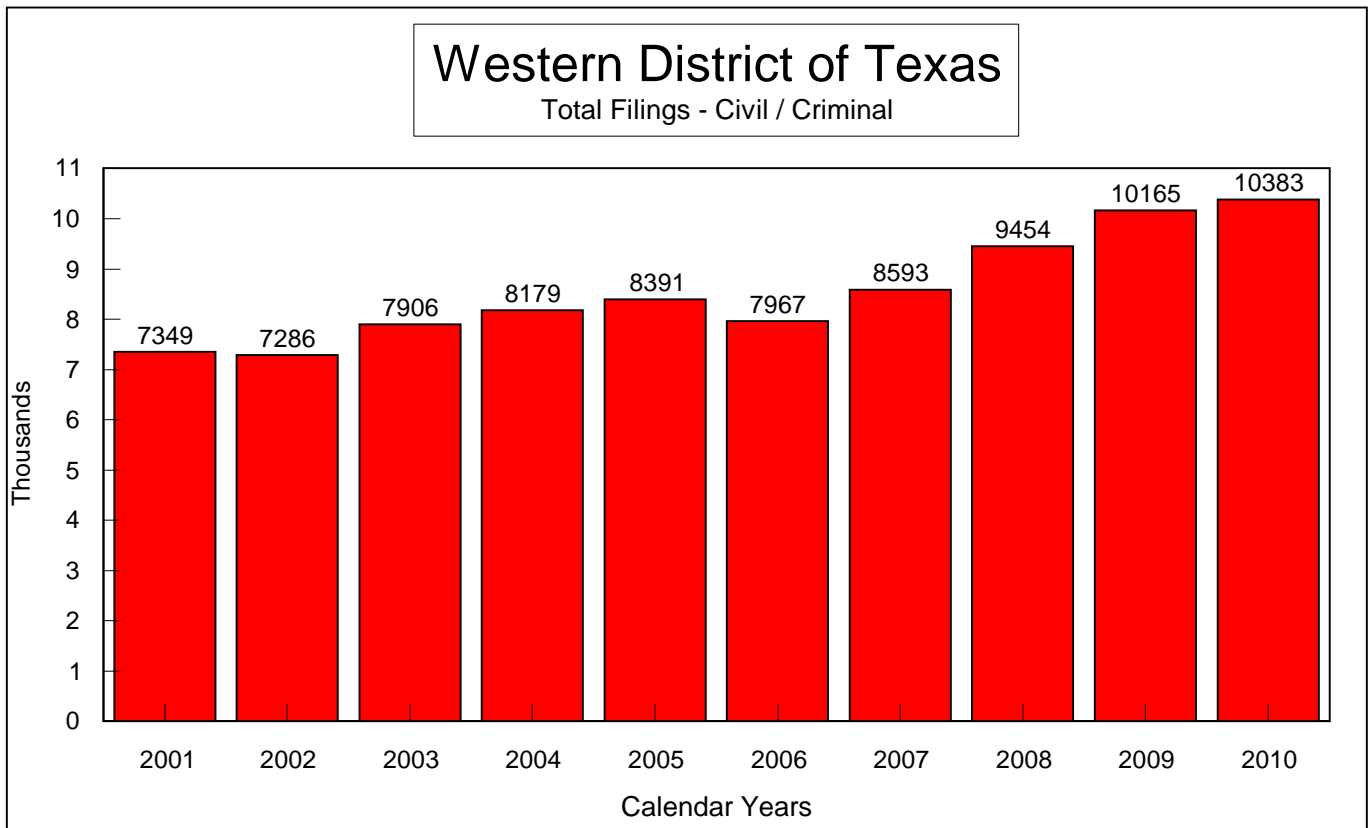
[JANUARY 1, 2010 - DECEMBER 31, 2010]

DIVISION	Criminal Defendants Filed
Austin:	843
Del Rio:	2,021
El Paso:	3,447
Midland:	488
Pecos:	623
San Antonio:	987
Waco:	329
Total:	8,738



TOTAL FILINGS -- TEXAS WESTERN TEN-YEAR REPORT

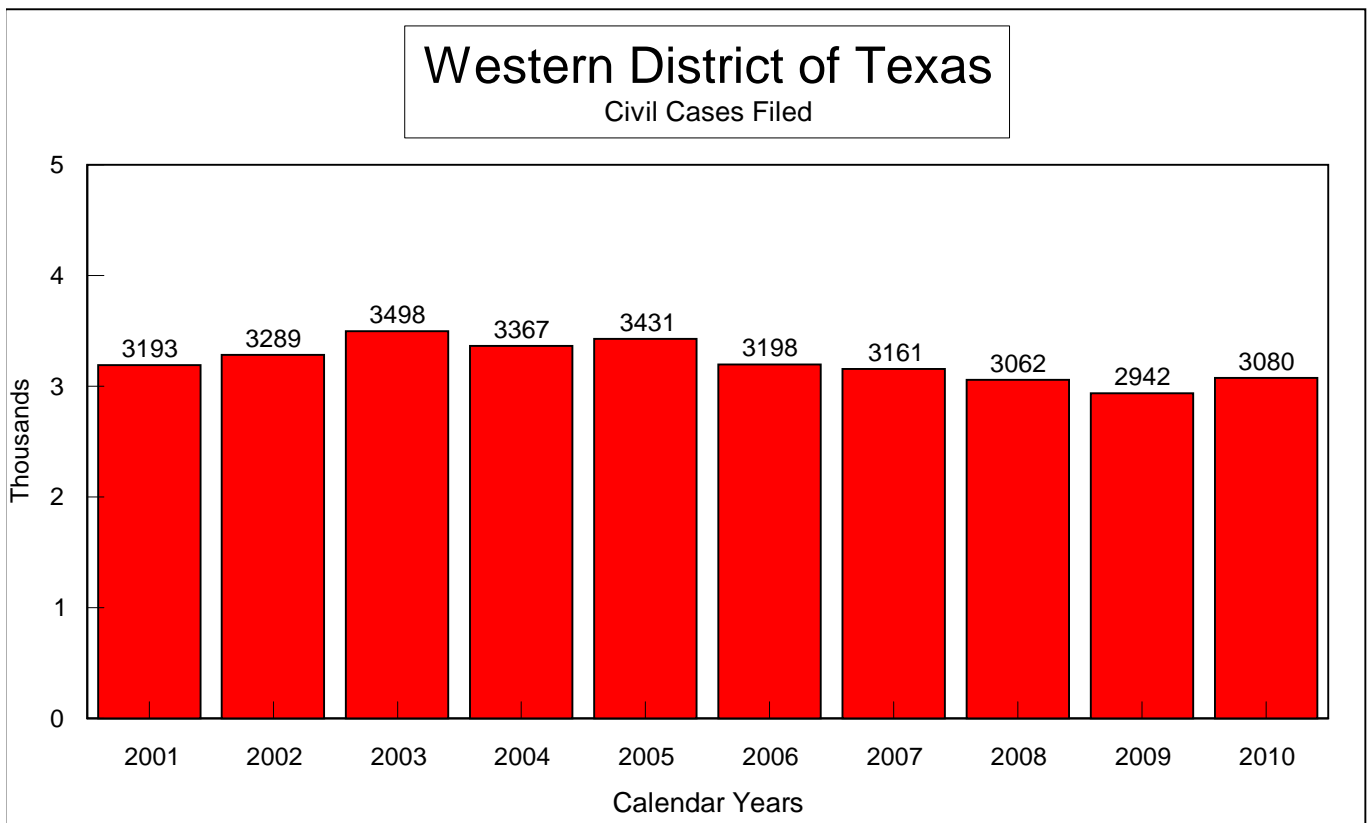
	2001	2002	2003	2004	2005	2006	2007	2008	2009	2010
Austin	1083	1090	1194	1300	1249	1240	1241	1327	1534	1699
Del Rio	751	760	925	995	1167	1061	1099	1243	1582	1776
El Paso	2598	2503	2693	2994	3037	2887	3554	3887	3797	3577
Midland	303	287	330	378	375	369	309	423	443	464
Pecos	498	493	473	398	334	351	348	355	459	493
San Antonio	1607	1642	1678	1530	1606	1500	1458	1667	1797	1785
Waco	509	511	613	584	623	559	584	552	553	589
Total:	7349	7286	7906	8179	8391	7967	8593	9454	10165	10383
+/-		-63	620	273	212	-424	626	861	711	218
% Change		-1%	9%	3%	3%	-5%	8%	10%	8%	2%



CIVIL CASES FILED -- TEXAS WESTERN

TEN-YEAR REPORT

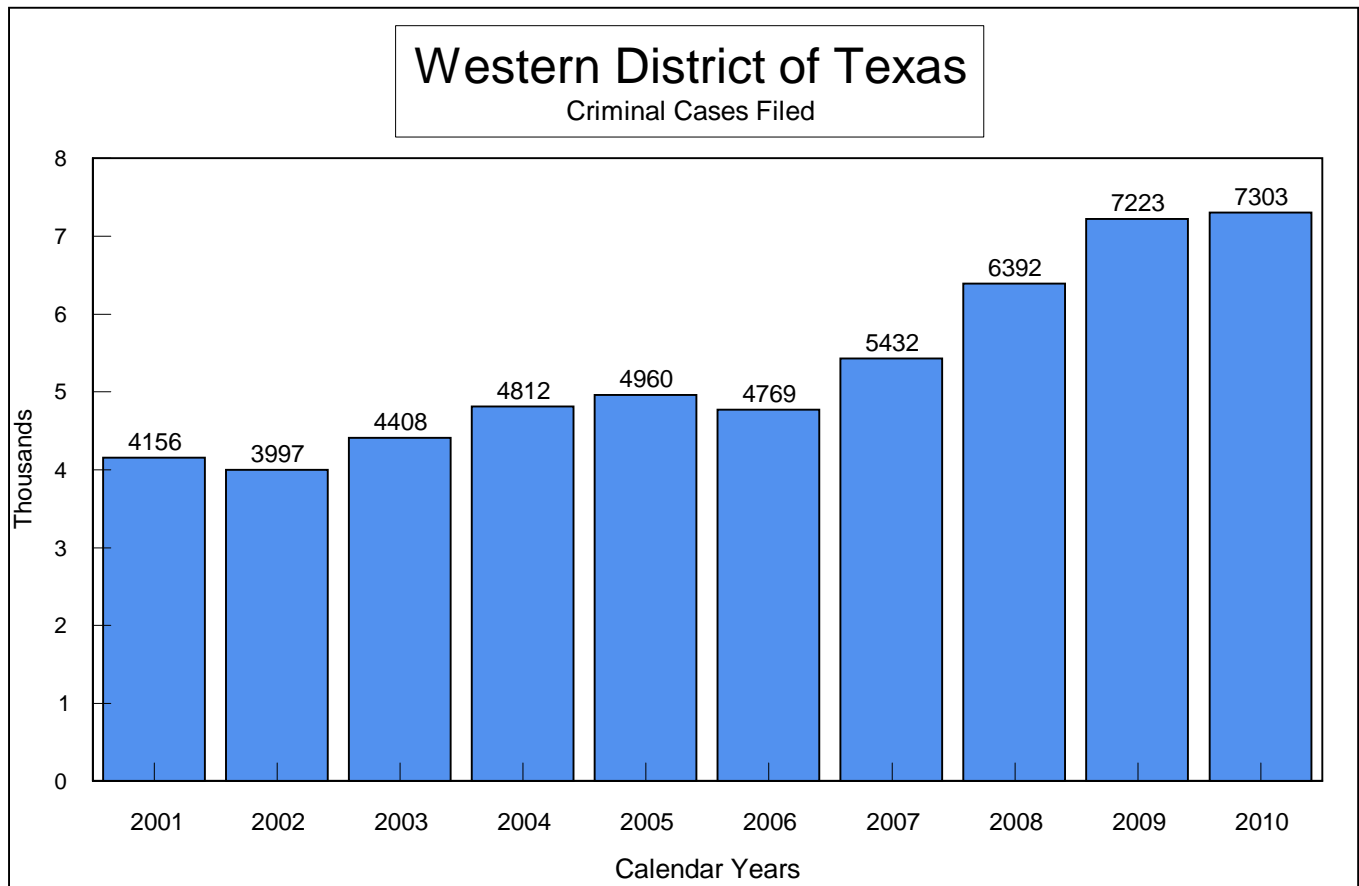
	2001	2002	2003	2004	2005	2006	2007	2008	2009	2010
Austin	872	817	933	1073	1044	979	1051	920	918	963
Del Rio	82	64	86	78	95	88	66	85	69	66
El Paso	452	573	507	442	478	446	453	502	455	454
Midland	159	176	179	158	170	161	103	170	131	151
Pecos	71	107	127	98	91	75	66	42	59	101
San Antonio	1187	1192	1247	1114	1129	1078	1002	971	1002	1007
Waco	370	360	419	404	424	371	420	372	308	338
Total:	3193	3289	3498	3367	3431	3198	3161	3062	2942	3080
+/-		96	209	-131	64	-233	-37	-99	-120	138
% Change		3%	6%	-4%	2%	-7%	-1%	-3%	-4%	5%



CRIMINAL CASES FILED-- TEXAS WESTERN

TEN-YEAR REPORT

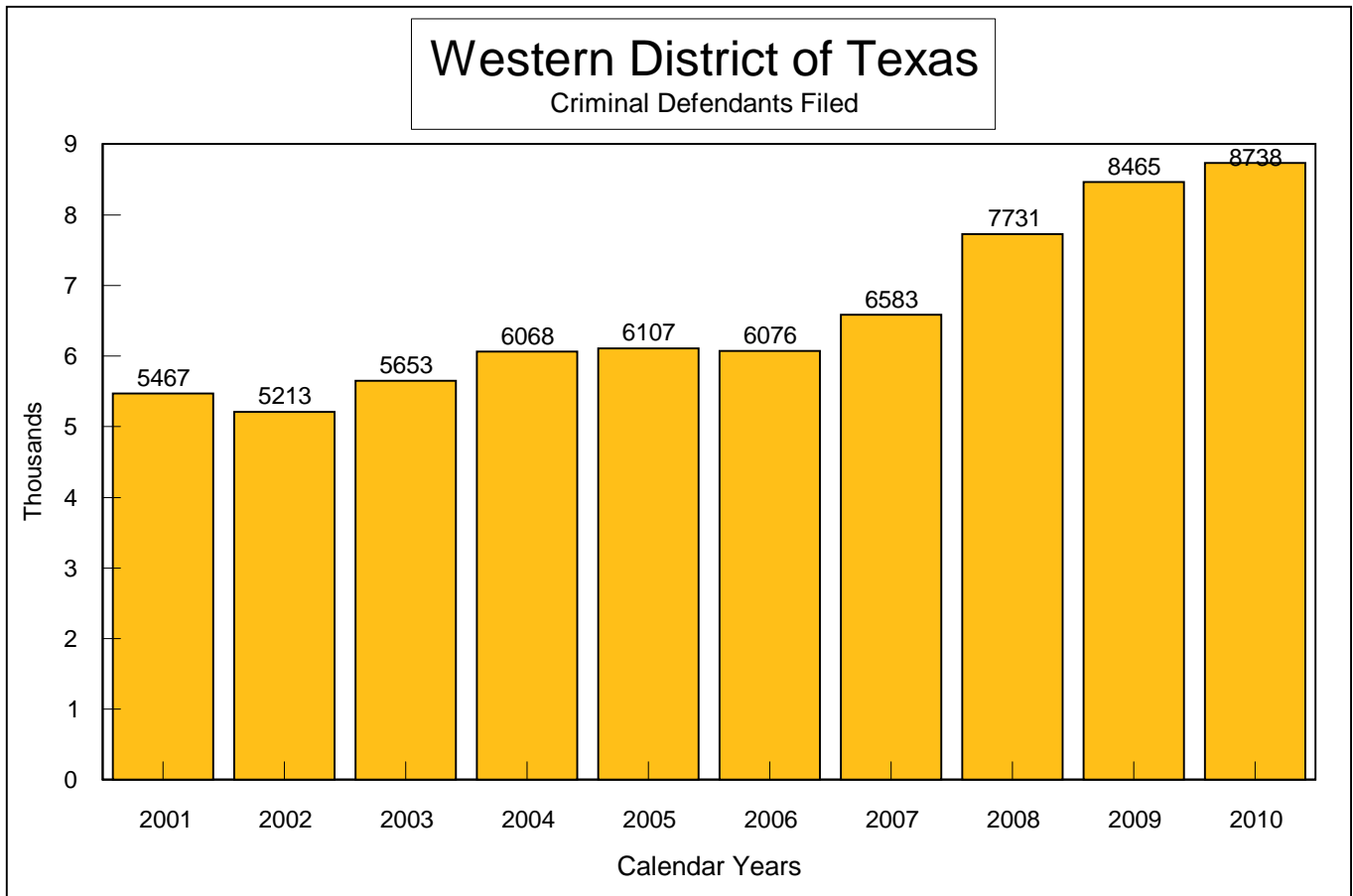
	2001	2002	2003	2004	2005	2006	2007	2008	2009	2010
Austin	211	273	261	227	205	261	190	407	616	736
Del Rio	669	696	839	917	1072	973	1033	1158	1513	1710
El Paso	2146	1930	2186	2552	2559	2441	3101	3385	3342	3123
Midland	144	111	151	220	205	208	206	253	312	313
Pecos	427	386	346	300	243	276	282	313	400	392
San Antonio	420	450	431	416	477	422	456	696	795	778
Waco	139	151	194	180	199	188	164	180	245	251
Total:	4156	3997	4408	4812	4960	4769	5432	6392	7223	7303
+/-		-159	411	404	148	-191	663	960	831	80
% Change		-4%	10%	9%	3%	-4%	14%	18%	13%	1%



CRIMINAL DEFENDANTS FILED -- TEXAS WESTERN

TEN-YEAR REPORT

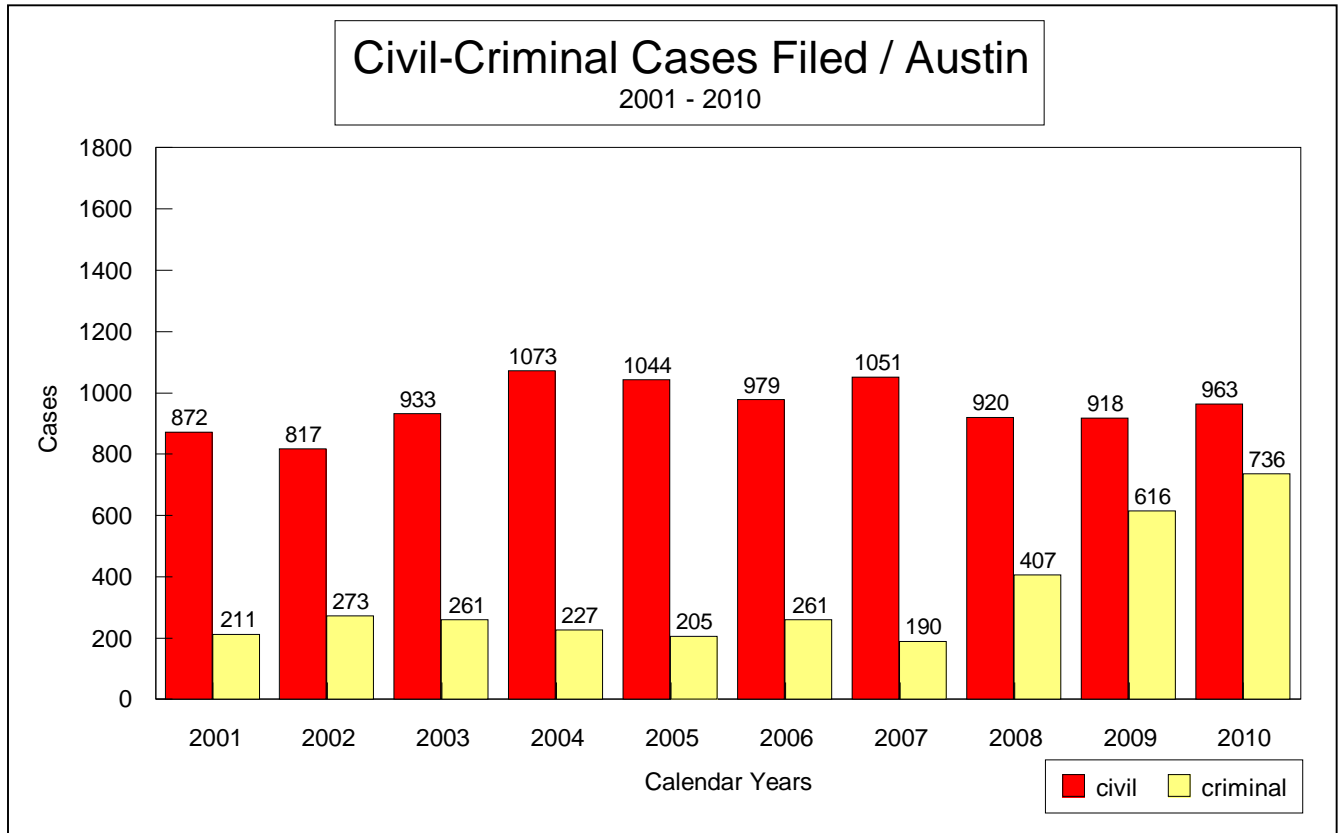
	2001	2002	2003	2004	2005	2006	2007	2008	2009	2010
Austin	267	332	340	301	281	386	279	590	710	843
Del Rio	924	910	1082	1071	1229	1173	1261	1415	1750	2021
El Paso	2565	2256	2525	3029	2870	2801	3477	3706	3659	3447
Midland	232	164	214	343	332	337	305	422	459	488
Pecos	590	590	512	418	368	464	384	400	548	623
San Antonio	676	688	662	642	706	656	657	945	1016	987
Waco	213	273	318	264	321	259	220	253	323	329
Total:	5467	5213	5653	6068	6107	6076	6583	7731	8465	8738
+/-		-254	440	415	39	-31	507	1148	734	273
% Change		-5%	8%	7%	1%	-1%	8%	17%	9%	3%



CIVIL-CRIMINAL CASES FILED / AUSTIN

TEN-YEAR REPORT

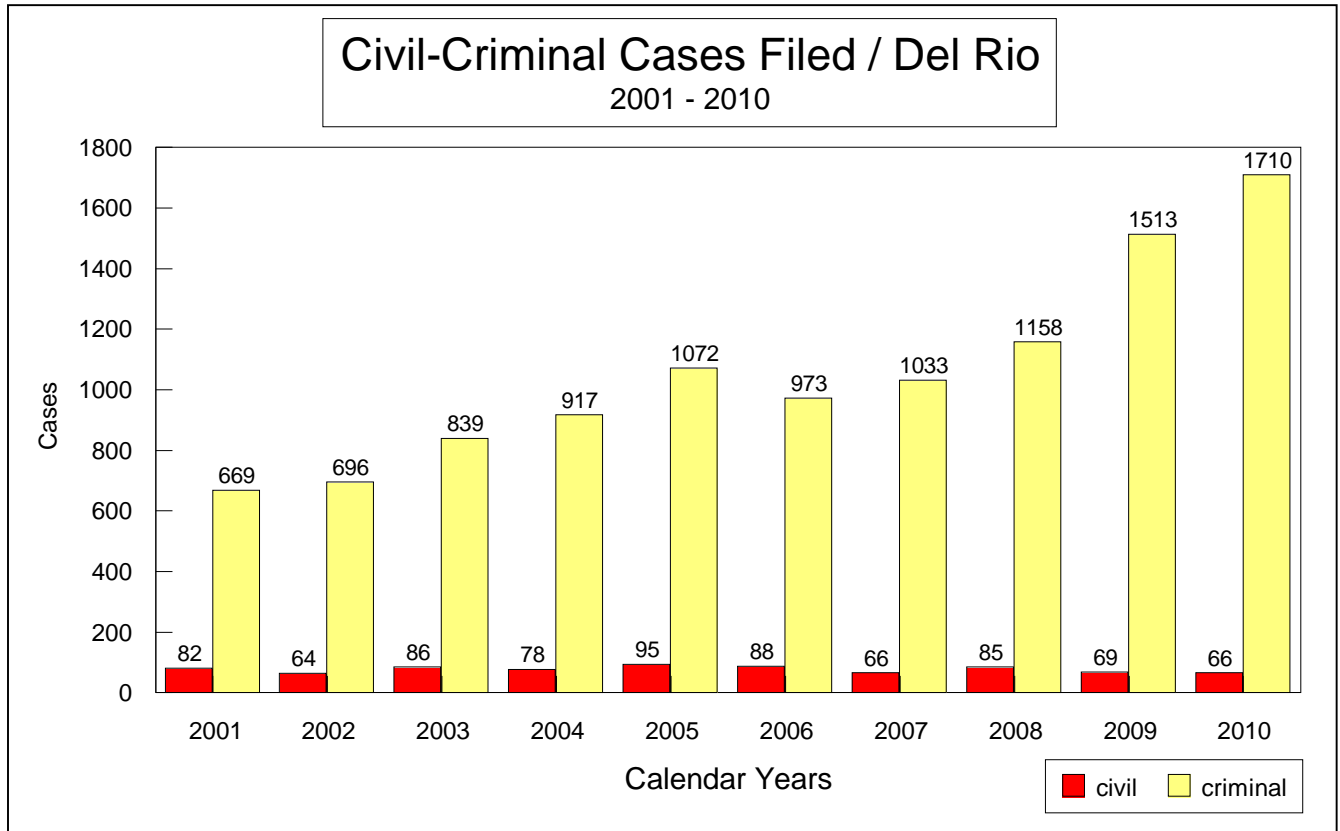
	2001	2002	2003	2004	2005	2006	2007	2008	2009	2010
Civil	872	817	933	1073	1044	979	1051	920	918	963
Criminal	211	273	261	227	205	261	190	407	616	736
Total:	1083	1090	1194	1300	1249	1240	1241	1327	1534	1699



CIVIL-CRIMINAL CASES FILED / DEL RIO

TEN-YEAR REPORT

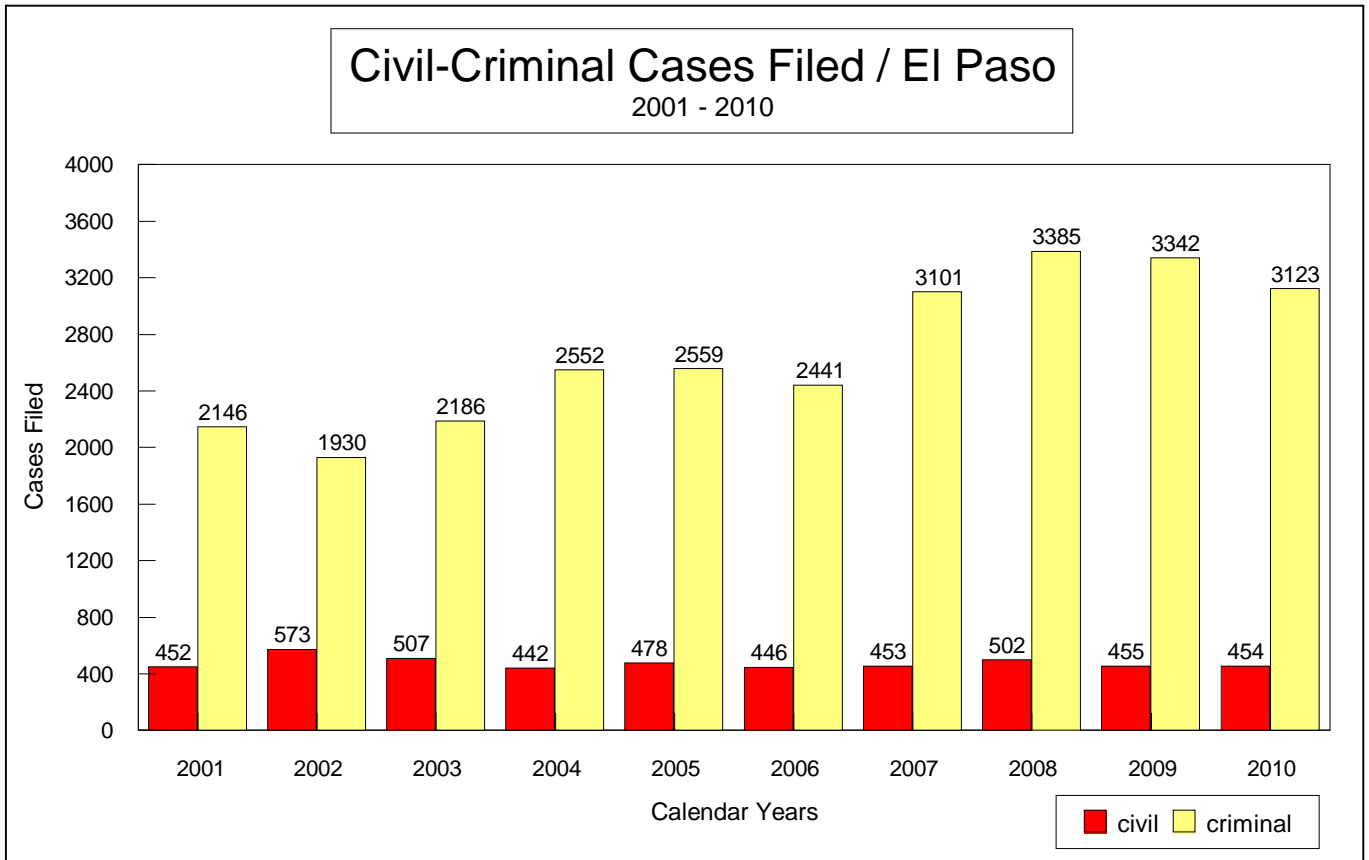
	2001	2002	2003	2004	2005	2006	2007	2008	2009	2010
Civil	82	64	86	78	95	88	66	85	69	66
Criminal	669	696	839	917	1072	973	1033	1158	1513	1710
Total:	751	760	925	995	1167	1061	1099	1243	1582	1776



CIVIL-CRIMINAL CASES FILED / EL PASO

TEN-YEAR REPORT

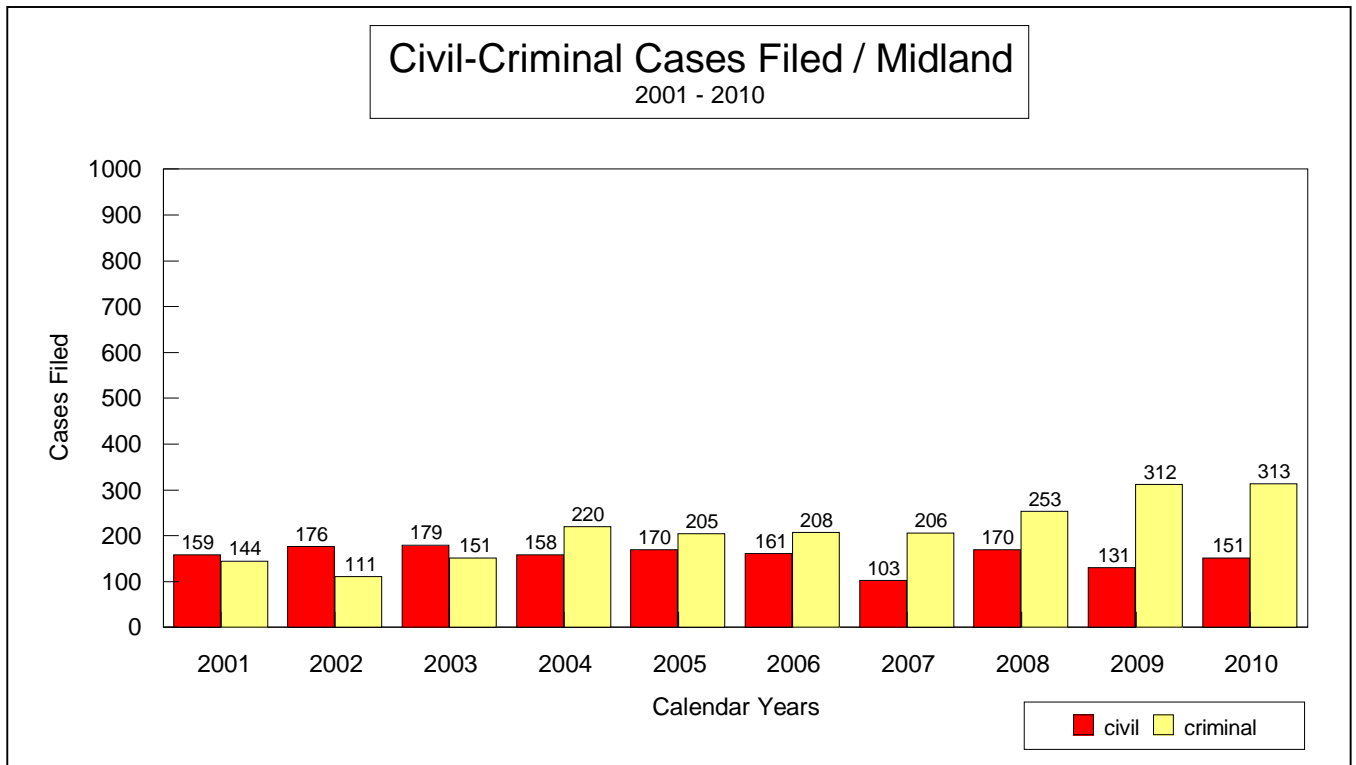
	2001	2002	2003	2004	2005	2006	2007	2008	2009	2010
Civil	452	573	507	442	478	446	453	502	455	454
Criminal	2146	1930	2186	2552	2559	2441	3101	3385	3342	3123
Total:	2598	2503	2693	2994	3037	2887	3554	3887	3797	3577



CIVIL-CRIMINAL CASES FILED / MIDLAND

TEN-YEAR REPORT

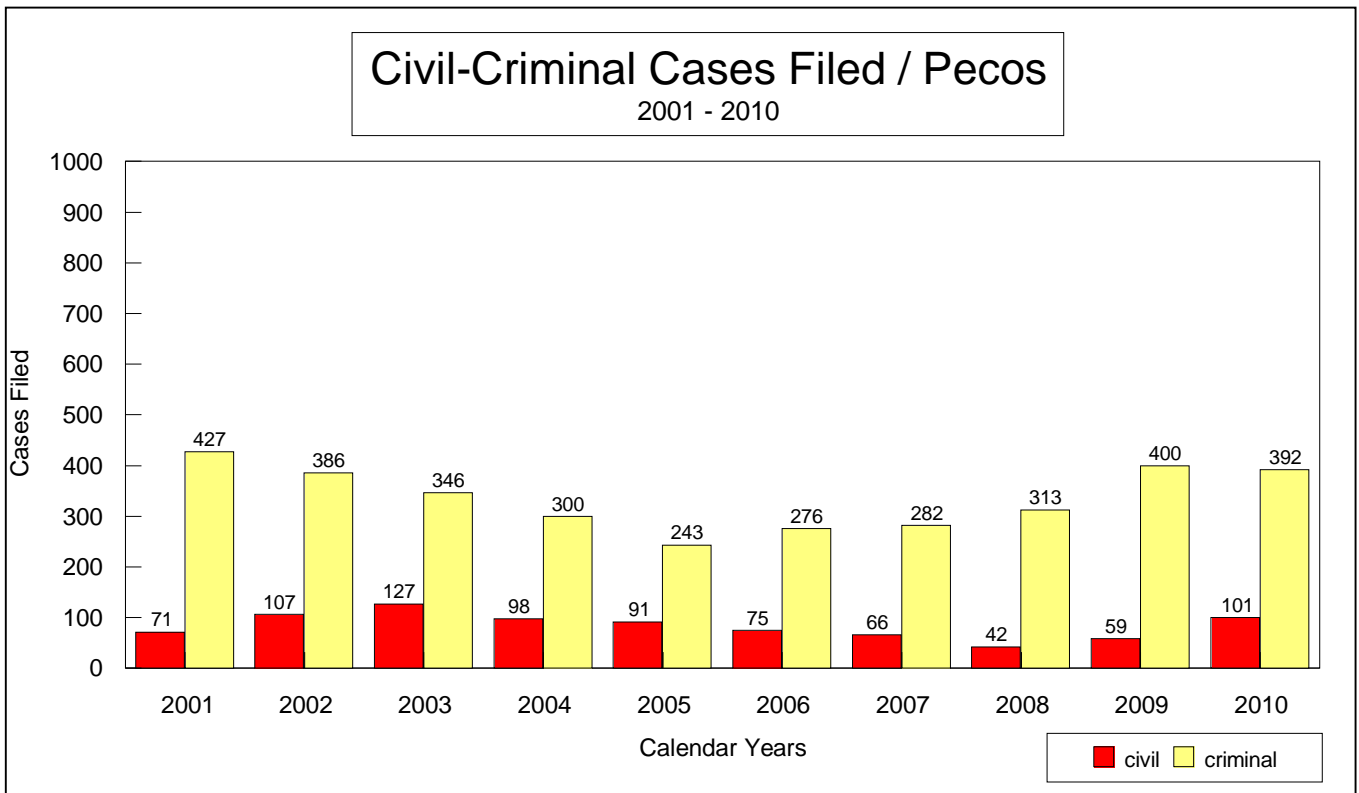
		2001	2002	2003	2004	2005	2006	2007	2008	2009	2010
Civil	■	159	176	179	158	170	161	103	170	131	151
Criminal	■	144	111	151	220	205	208	206	253	312	313
=====											
Total:		303	287	330	378	375	369	309	423	443	464



CIVIL-CRIMINAL CASES FILED / PECOS

TEN-YEAR REPORT

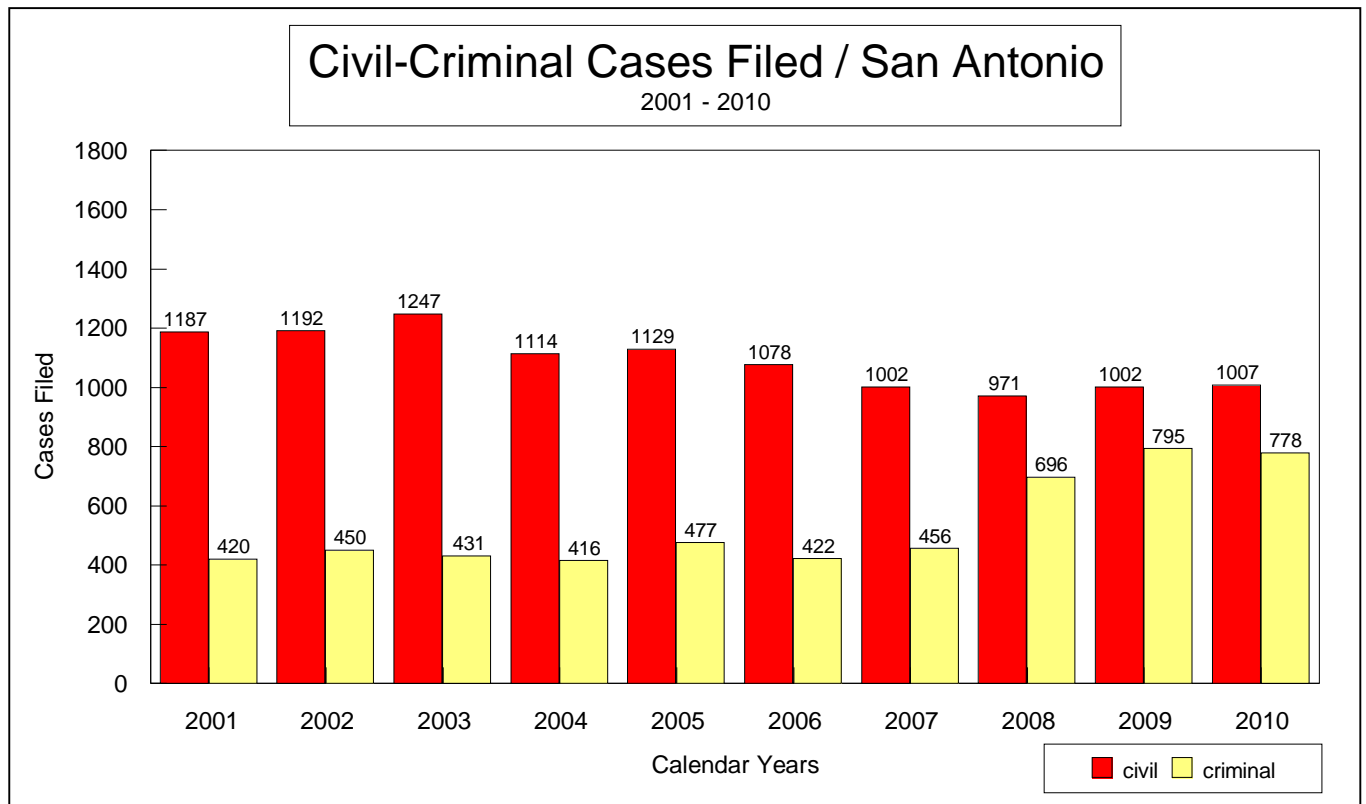
	2001	2002	2003	2004	2005	2006	2007	2008	2009	2010
Civil	71	107	127	98	91	75	66	42	59	101
Criminal	427	386	346	300	243	276	282	313	400	392
Total:	498	493	473	398	334	351	348	355	459	493



CIVIL-CRIMINAL CASES FILED / SAN ANTONIO

TEN-YEAR REPORT

	2001	2002	2003	2004	2005	2006	2007	2008	2009	2010
Civil	1187	1192	1247	1114	1129	1078	1002	971	1002	1007
Criminal	420	450	431	416	477	422	456	696	795	778
Total:	1607	1642	1678	1530	1606	1500	1458	1667	1797	1785



CIVIL-CRIMINAL CASES FILED / WACO

TEN-YEAR REPORT

	2001	2002	2003	2004	2005	2006	2007	2008	2009	2010
Civil	370	360	419	404	424	371	420	372	308	338
Criminal	139	151	194	180	199	188	164	180	245	251
Total:	509	511	613	584	623	559	584	552	553	589

